District LD 1

As of May 2026 Cumulative

Year	New Clubs	Dropped Clubs	Gain/ Loss Clubs	New Members	Charter Members	Reinstate Members	Transfer Members	Total Member Added	Total Members Dropped	Gain/ Loss Members
2021-2022	3	1	2	206	100	2	9	317	300	17
2022-2023	1	5	-4	193	38	7	6	244	302	-58
2023-2024	1	1	0	224	28	7	8	267	233	34
2024-2025	1	1	0	165	29	20	10	224	250	-26
2025-2026	0	1	-1	78	0	9	7	94	150	-56
Average	**1**	**2**	**-1**	**173**	**39**	**9**	**8**	**229**	**247**	**-18**

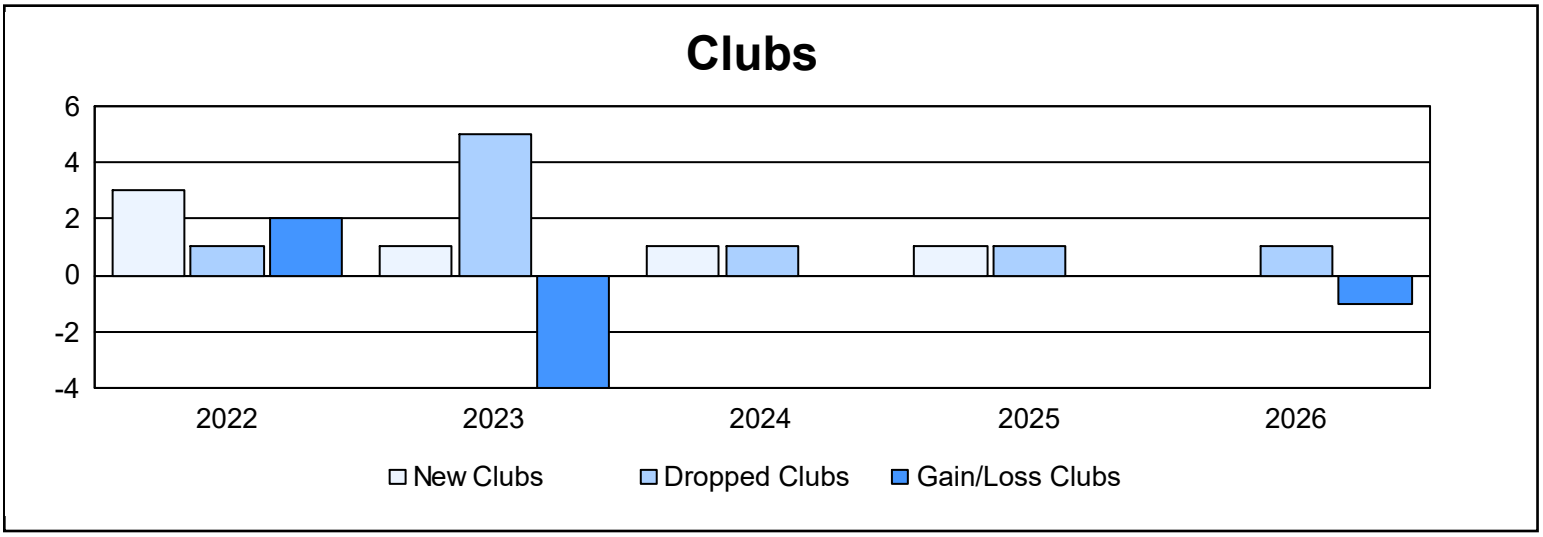

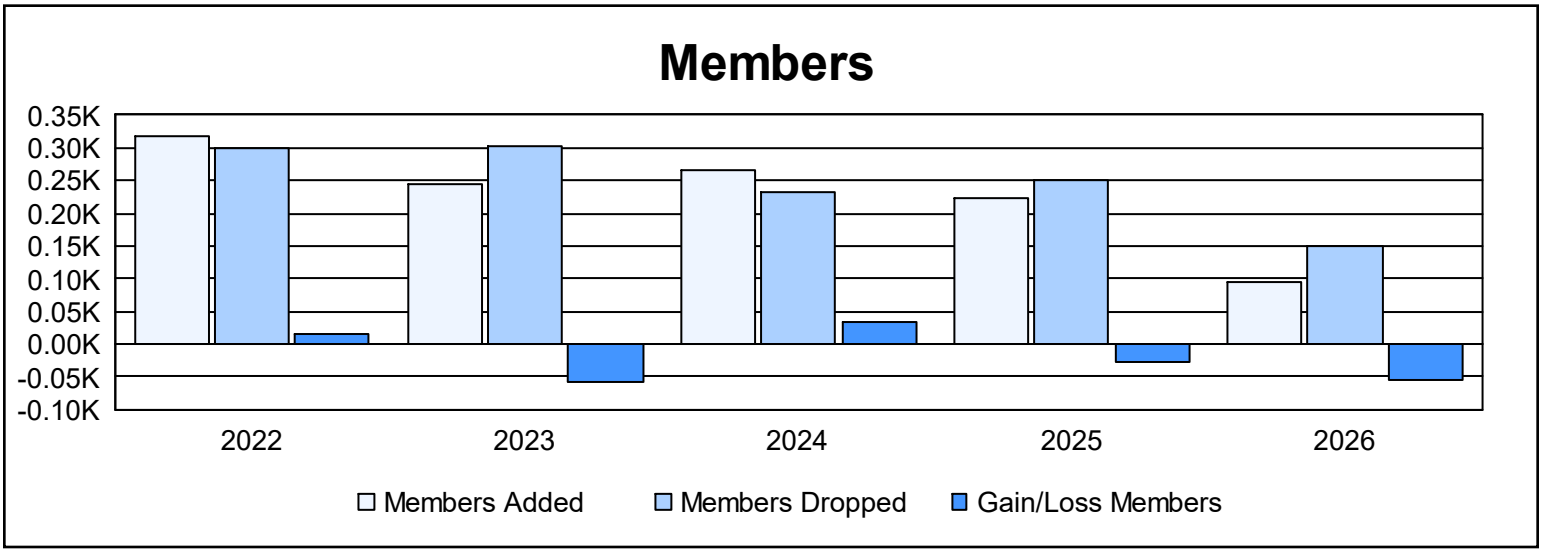

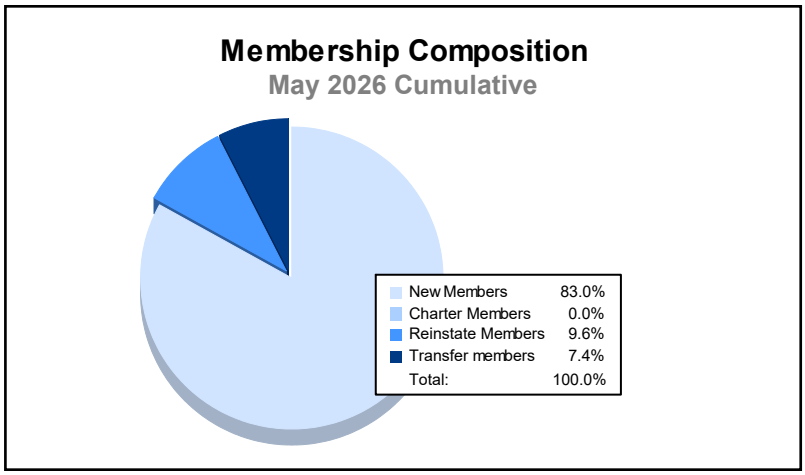
Membership Composition
May 2026 Cumulative
New Members 83.0%
Charter Members 0.0%
Reinstate Members 9.6%
Transfer members 7.4%
Total: 100.0%

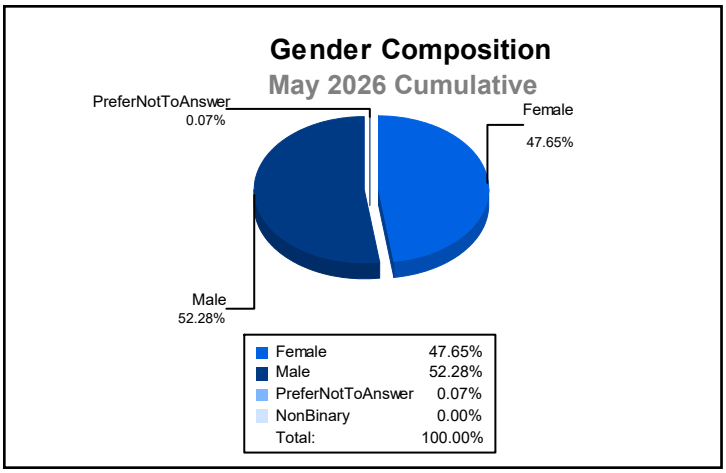
Gender Composition
May 2026 Cumulative
PreferNotToAnswer
0.07%
Female
47.65%
Male
52.28%
Female 47.65%
Male 52.28%
PreferNotToAnswer 0.07%
NonBinary 0.00%
Total: 100.00%